



# Homelessness Response Update

City of Tacoma | Neighborhood and Community Services

**City Council Study Session  
September 15, 2020**





# OVERVIEW



- Homeless Strategy
- Point in Time Count Data
- Shelter Inventory in Tacoma
- Temporary Shelter Regulations (TMC13.06.630)
- Building Shelter Capacity

# HOMELESS STRATEGY



- Making homelessness Rare, Brief and One Time:
  - Addressing racial disparities and other root causes
    - Support funded providers to develop and employ systems to address racial inequities program delivery
      - Programs operated by and/or serve BIPOC communities
    - Use existing data from HMIS and SPARC report to develop targeted interventions
  - Strengthening outreach and engagement
    - Promptly identify and engage people living in places not meant for habitation, and those fleeing from violence
    - Support tailored intervention for subpopulations in homelessness system intersected with BIPOC
  - Strengthen access and availability of shelter
    - Strengthen the referral process to shelter, transitional housing, and supportive housing interventions
    - Strengthen safe exits from shelter to housing
    - Support efforts to expand and develop shelters
  - Housing
    - Identify and support permanent supportive housing programs
    - Strengthen eviction prevention strategies (AHAS 3.2 & 4.1)
  - Other supportive services
    - Diversify portfolio of supportive services (innovation)

# ANNUAL POINT IN TIME COUNT

## ● ● ● – PIERCE COUNTY



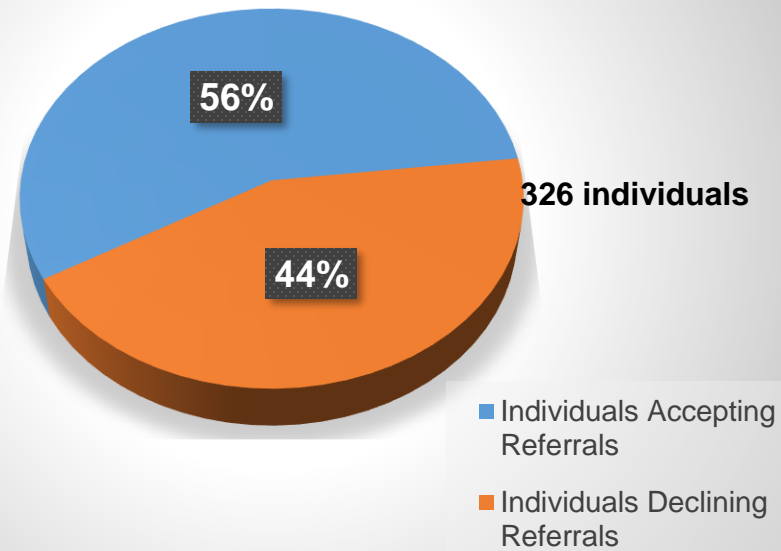
	2020	2019
<b>Pierce County</b>	1,897	1,486
Sheltered	983	857
Unsheltered	914	629
Unaccompanied Youth & Young Adults	121	143
Veterans	161	134
Survivors of Domestic Violence	296	106

	2020	2019
<b>Tacoma</b>	544	436
Sheltered	386	316
Unsheltered	158	120
Unaccompanied Youth & Young Adults	54	41
Veterans	41	50
Survivors of Domestic Violence	154	93

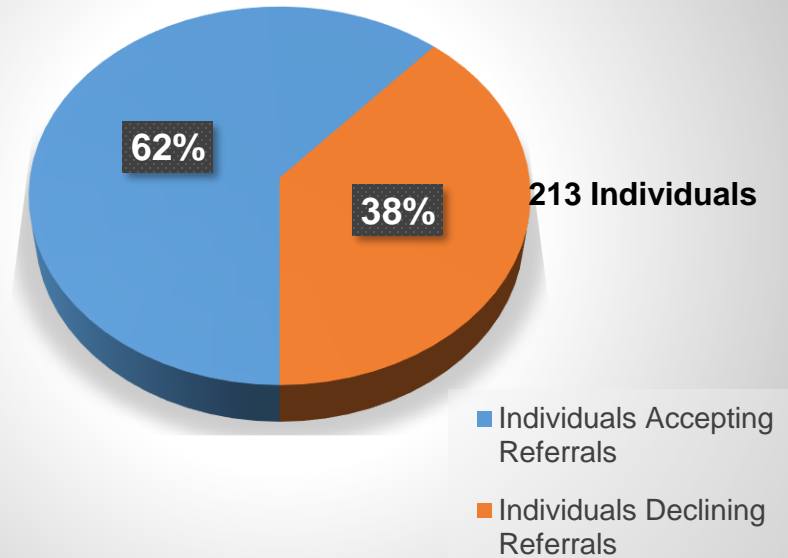
# ENCAMPMENT RESPONSE RESULTS



### HOT Referrals (2019)



### HOT Referrals (2020 YTD)



# SHELTER INVENTORY AND EXITS TO HOUSING



SHELTER TYPE	SHELTER	NUMBER OF BEDS	NUMBER SERVED	EXITS TO HOUSING
Temporary	Bethlehem Baptist	40	214	57 (26%)
Temporary	Alzheimer Memorial Church	32	52	18 (35%)
Emergency	Stability Site	58	254	85 (33%)
Emergency	Tacoma Emergency Micro-Shelter Site #1 (TEMS)	22	65	14 (22%)
Emergency	Tacoma Emergency Micro-Shelter Site #2 (TEMS)	50	54	5 (9%)
Permanent	Nativity House	167	1379	172 (12%)
Permanent	The Rescue Mission Adams Street Family Shelter	32	919	602 (66%)
Permanent	The Rescue Mission Adult Shelter	150	2555	308 (12%)
Permanent	The Salvation Army	75	176	121 (69%)
Permanent	Beacon Youth Drop-in and Young Adult Shelter	40	266	54 (20%)
Permanent	Youth Crisis Residential Center	12	138	39 (28%)
Permanent	YWCA Domestic Violence Shelter	76	392	276 (70%)
Permanent	Korean Women's Association Domestic Violence Shelter	19	185	144 (78%)

# TEMPORARY SHELTER REGULATIONS

## TACOMA MUNICIPAL CODE 13.06.630


- **Organizations currently operating under the regulation:**
  - Alzheimer Memorial Church
  - Bethlehem Baptist
- **Flexibility of shelter operations** (indoor, outdoor, safe parking, day, night, population specific)
- **Prospective shelter operators must go through permitting process**



# STABILITY SITE TRANSITION



**Before**



**After**





# BUILDING SHELTER CAPACITY



- City Manager's goal: expand shelter capacity by 100 units by the end of 2020.
- Current expansion: 169
- By end of 2020: 209