



PEDESTRIAN SAFETY EDUCATION

IN-CLASS LESSON SLIDES




LESSON 1 – THE BASICS

- VOCABULARY (ACTIVITY 2)
- CROSSING RHYME (ACTIVITY 3)

PEDESTRIAN


Someone who walks or moves around using their feet, wheelchair, or other mobility aid.



ACTION: Walk around the gym!

BICYCLIST

Someone who rides a bicycle.





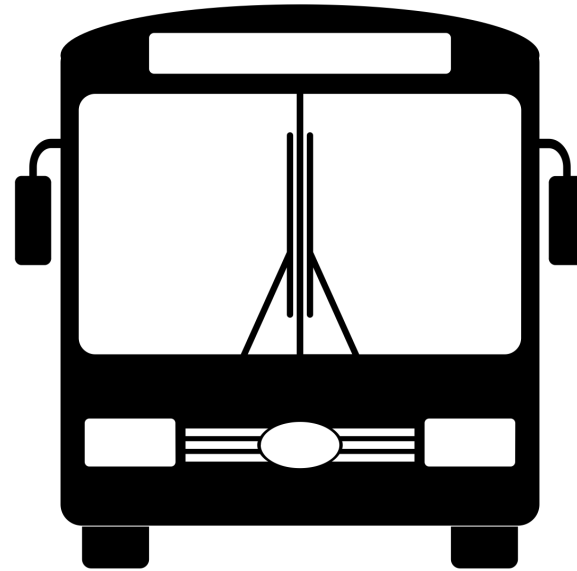
ACTION: Lay on your back and do bicycle crunches!

VEHICLE

*Something with wheels
you can ride on or in.*

*Many are powered by a
motor (car, truck, bus).*

*Bicycles are also
vehicles!*



ACTION: Run laps around the gym, turning an imaginary steering wheel.

EDGE

The side of the road, where the sidewalk meets the road.

Not the middle of the street where cars drive.



ACTION: Point to an imaginary line at your feet.

INTERSECTION

A place where 2 or more streets meet and cross each other.



ACTION: Do jumping jacks!

1

STOP every time
at the **EDGE** of
the **STREET,**



2

Use your **HEAD**
before your
FEET.



3

Make sure
you **HEAR**
every **SOUND,**



4

Look **LEFT,**
look **RIGHT,**
look all **AROUND!**




LESSON 2 – TRAFFIC SIGNS & RULES OF THE ROAD

- VOCABULARY REVIEW (ACTIVITY 1)
- CROSSING RHYME REVIEW (ACTIVITY 1)
- TRAFFIC SIGNS & SIGNALS (ACTIVITY 2)

PEDESTRIAN


Someone who walks or moves around using their feet or wheelchair.



ACTION: Walk around the gym!

BICYCLIST

Someone who rides a bicycle.



ACTION: Lay on your back and do bicycle crunches!

VEHICLE

*Something with wheels
you can ride on or in.*

*Many are powered by a
motor (car, truck, bus).*

*Bicycles are also
vehicles!*



ACTION: Run laps around the gym, turning an imaginary steering wheel.

EDGE

The side of the road, where the sidewalk meets the road.

Not the middle of the street where cars drive.



ACTION: Point to an imaginary line at your feet.

INTERSECTION

A place where 2 or more streets meet and cross each other.

ACTION: Do jumping jacks!



SIGNAL

A gesture (motion), picture, or sound used to give information or instructions.



***ACTION:** Jump up while putting your hand out like you're telling someone to stop.*

YIELD

To allow another person or vehicle to go first.



ACTION: First bump a classmate, and step side-to-side.

1

STOP every time
at the **EDGE** of
the **STREET**,



2

Use your **HEAD**
before your
FEET.



3

Make sure
you **HEAR**
every **SOUND**,



4

Look **LEFT**,
look **RIGHT**,
look all **AROUND!**



PEDESTRIAN CROSSING SIGNAL

Okay to walk across the street, looking all around before going.



ACTION: Start walking across the gym.

PEDESTRIAN COUNTDOWN SIGNAL

If in the crosswalk, continue walking. If at the edge of the street, stop & wait.



ACTION: *If crossing half-court, keep walking. If approaching half-court, stop when you get to the half court line.*

PEDESTRIAN STOP SIGNAL


Do not walk across the street. Wait at the edge of the street.



***ACTION:** Stop walking when you get to the half court-line.*

GREEN TRAFFIC SIGNAL


Go - Drive through the intersection.



***ACTION: Start
“driving” across
the gym.***

YELLOW TRAFFIC SIGNAL


Continue driving if already in an intersection. Slow down and stop if approaching the intersection.



***ACTION:** If past half-court, keep “driving”. If approaching half-court, slow down and stop at half-court.*

RED TRAFFIC SIGNAL

*Stop. Do not drive
through the
intersection.*



***ACTION:** Stop driving
at half-court.*

YIELD SIGN

Tells people driving they need to slow way down to watch for other people who have the right of way.

***ACTION:** Slow running to a jog or walk.*



SCHOOL CROSSING SIGN

Tells people driving there is a crosswalk ahead and they need to slow down to watch for people who may be crossing.

***ACTION:** Slow running to a jog or walk, while looking left-right-left.*




LESSONS 3 & 4

- VOCABULARY REVIEW (ACTIVITY 1)
- CROSSING RHYME REVIEW (ACTIVITY 1)

PEDESTRIAN


Someone who walks or moves around using their feet or wheelchair.



ACTION: Walk around the gym!

BICYCLIST

Someone who rides a bicycle.



ACTION: Lay on your back and do bicycle crunches!

VEHICLE

*Something with wheels
you can ride on or in.*

*Many are powered by a
motor (car, truck, bus).*

*Bicycles are also
vehicles!*



ACTION: Run laps around the gym, turning an imaginary steering wheel.

EDGE

The side of the road, where the sidewalk meets the road.

Not the middle of the street where cars drive.



ACTION: Point to an imaginary line at your feet.

SIGNAL

A gesture (motion), picture, or sound used to give information or instructions.



***ACTION:** Jump up while putting your hand out like you're telling someone to stop.*

INTERSECTION

A place where 2 or more streets meet and cross each other.



ACTION: Do jumping jacks!

YIELD

To allow another person or vehicle to go first.



ACTION: First bump a classmate, and step side-to-side.

CROSSWALK



Any part of an intersection, either marked with white lines or unmarked, that is for pedestrians to cross the road.

ACTION: Walk five steps, then look left-right-left and all around. No running. It's called a crosswalk, not a crossrun.

SHOULDER



The edge of the road where cars do not drive.

Sometimes a white line separates the shoulder from the road.

Cars also sometimes park in the shoulder.

Walk on the shoulder if there is no sidewalk.

ACTION: Standing in place, brush each shoulder with the opposite hand.

1

STOP every time
at the **EDGE** of
the **STREET**,



2

Use your **HEAD**
before your
FEET.



3

Make sure
you **HEAR**
every **SOUND**,



4

Look **LEFT**,
look **RIGHT**,
look all **AROUND!**

